

LOHAS

AUSTRALIA

ROOF TILE COLLECTION


HERITAGE ALEONARD ROOF TILES SPEC GUIDE

LOHASAU.COM

Aleonard Esprit Patrimoine mix of Kent Red, Vineyard Black & Lichen Green

Artisan product, giving every roof an unique look

Perfect for modern or classically inspired architecture



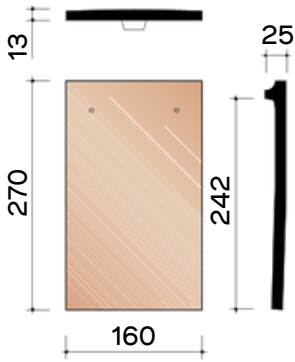
2 types, 2 sizes and 10 colors = many combination options

30 year warranty on frost resistance

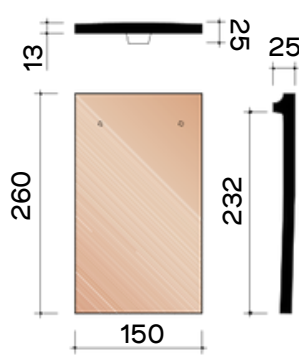
A long history

TECHNICAL INFORMATION

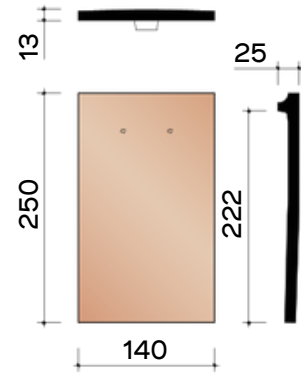
Patrimoine 16 X 27



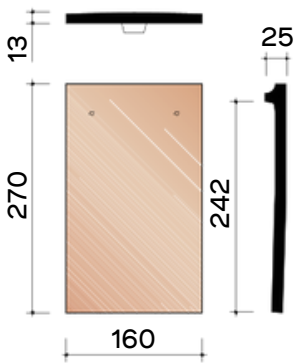
Patrimoine 15 X 26



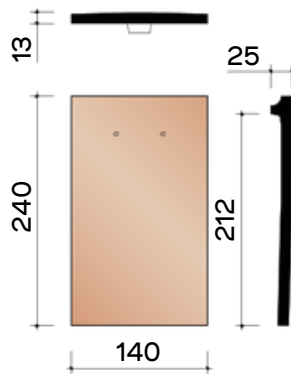
Patrimoine 14 X 25



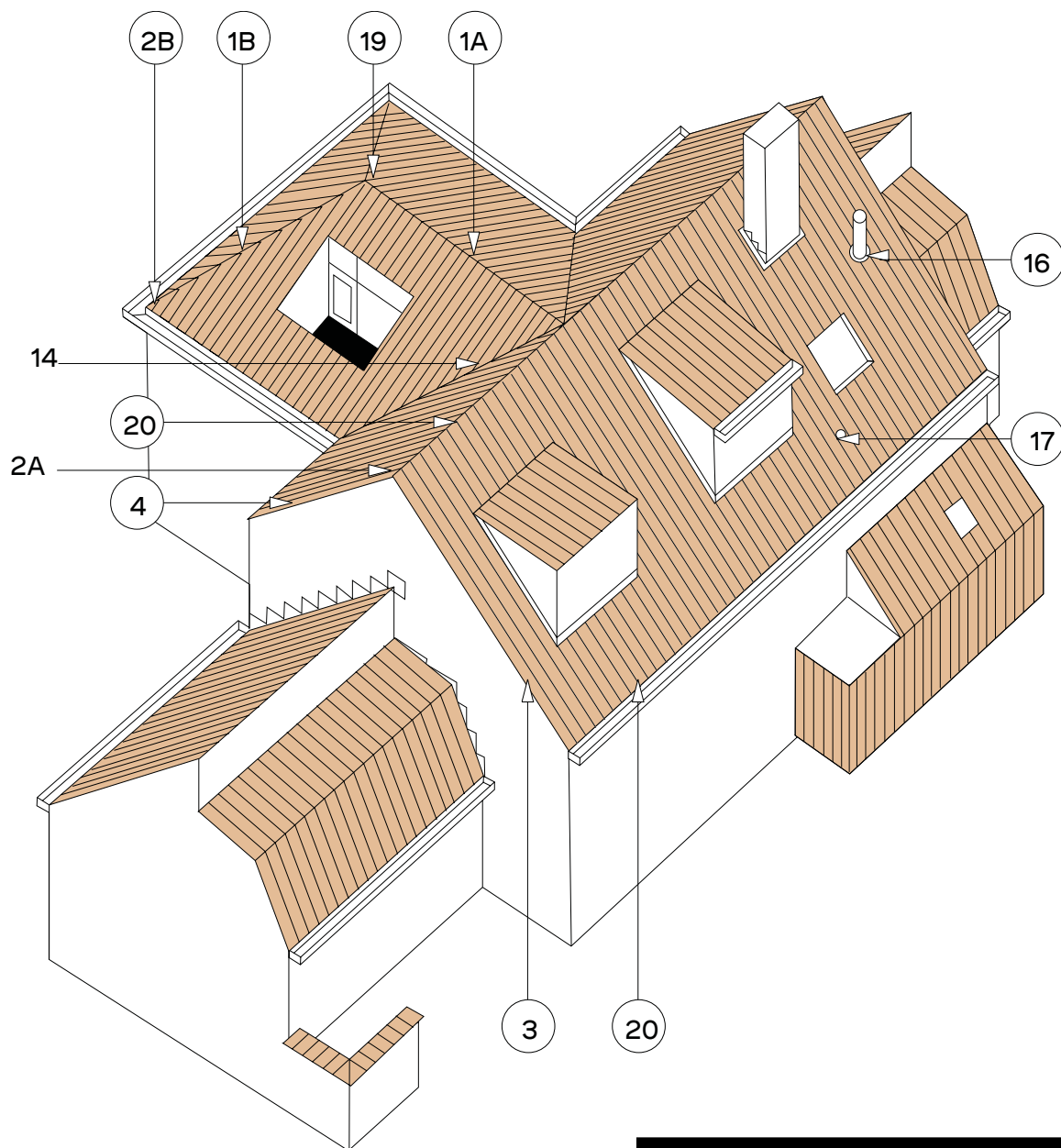
Pontigny 16 X 27



Pontigny 14 X 24



Definition: Aleonard Pontigny Aleonard Esprit	Flat drawn tile pan 16 x 27 cm 16 x 27 cm and 15 x 26 cm
Min. roof slope with shelter - Fleece or Fleece Plus: - Fleece Premium:	35° 15°, subject to observance of the instructions in the Façade and under roof films brochure.
Useful length (bar spacing):	± 100 mm
Useful width:	± 160 mm for Esprit Patrimoine & Pontigny 16 x 27 [EN 1024] ± 150 mm for Esprit Patrimoine 15 x 26 [EN 1024] *
Number of pieces/m ² :	± 62 for Esprit Patrimoine & Pontigny 16 x 27 cm ± 66 for Esprit Heritage 15 x 26 cm ± 64 for Esprit Patrimoine with mixture (50/50)
Unit weight:	± 1.26 kg for Pontigny 16 x 27 cm ± 1.27 kg for Esprit Patrimoine 16 x 27 cm ± 1.14 kg for Esprit Patrimoine 15 x 26 cm
Weight per m ² :	± 78.1 kg for Pontigny 16 x 27 cm ± 78.7 kg for Esprit Patrimoine 16 x 27 cm ± 75.2 kg for Esprit Patrimoine 15 x 26 cm
Breaking load:	> 600 N [EN 538]
Impermeability: Frost	≤ 0,5 cm ³ /cm ² .d [EN 539-1]
resistance:	Frost resistance [EN 539-2]
Placement:	Crosswise



DESCRIPTION	REF. CODE
1A Frost	1400
	1800
1B North	3700
	3800
2A Beginning and Final Frost	1420
	1810
2B Beginning North	3710
	3810
3 Left Facade	7080
4 Right Facade	7090
14 One and Half Pan	8020
Half Pan	8010
16 Kokerpan	8720
Cap for Cooker	8730
17 Ventilation Pan	8610
	8954
19 Connecting Piece	5800
	5880
20 Short Pan	8110

*Tip: the tiles must not be placed against each other (± 1 mm distance), to avoid damage to the tiles due to the setting of the supporting structure.

1




2



1 - Aleonard Pontigny Natural Red
2 - Aleonard Pontigny Mellow Red

COLOUR RANGE



Pontigny Natural Red

Beaver/Straight Cut: 140x240 mm

Beaver/Straight Cut: 160x270 mm



Pontigny Red Flamed

Beaver/Straight Cut: 140x240 mm


Beaver/Straight Cut: 160x270 mm



Pontigny Brown Flamed

Beaver/Straight Cut: 140x240 mm

Beaver/Straight Cut: 160x270 mm



Pontigny Cream Flamed

Beaver/Straight Cut: 140x240 mm

Beaver/Straight Cut: 160x270 mm



Pontigny Mellow Red

Beaver/Straight Cut: 140x240 mm

Beaver/Straight Cut: 160x270 mm




Patrimoine Kent Red

140x250 mm

150x260 mm

160x270 mm




Patrimoine Vineyard Black

140x250 mm

150x260 mm


160x270 mm



Patrimoine Lune Cendrée

140x250 mm

150x260 mm




Patrimoine Lichen Green

140x250 mm

150x260 mm

160x270 mm



Patrimoine Ochre Lichen

140x250 mm

150x260 mm

160x270 mm

MIX COLOUR RANGE



Patrimoine Kent Red 33 %
Vineyard Black 33 % & Lichen Green
33 %



Patrimoine Kent Red 50 %
Vineyard Black 50 %



Patrimoine Lichen Green 50 %
Kent Red 50 %



Pontigny Red Flamed 50 %
Brown Flamed 50 %



Pontigny Red Flamed 40 %
Brown Flamed 40 % & Cream Flamed 20 %



2



3



4





1. Aleonard Pontigny mix of Red Flamed & Brown Flamed together with Tegelpan Aleonard Esprit Patrimoine Kent Red
2. Aleonard Heritage mix of Kent Red, Vineyard Black & Lichen Green
3. Aleonard Esprit Heritage mix of Kent Red & Vineyard Black
4. Aleonard Esprit Heritage mix of Ochre lichen, Vineyard Black & Lichen Green
5. Aleonard Esprit Patrimoine mix of Kent Red, Lichen Green & Vineyard Black

1



2



3

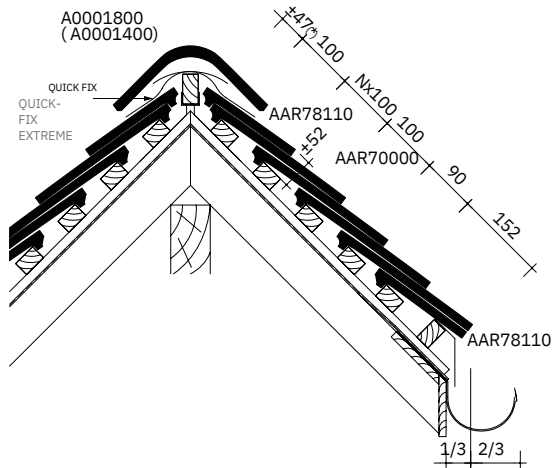




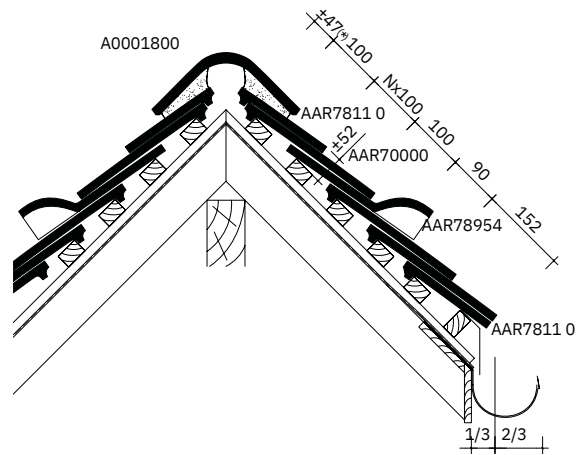
1. Aleonard Esprit Patrimoine mix of Ochre lichen, Kent red, Vineyard black & Lichen green
2. Aleonard Esprit Patrimoine Lichen green
3. Aleonard Pontigny mix of Brown flamed, Red flamed & Cream flamed



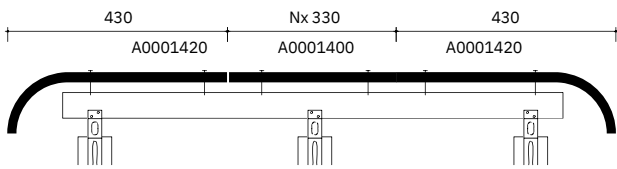
TECHNICAL INFORMATION - LAYING PLANS



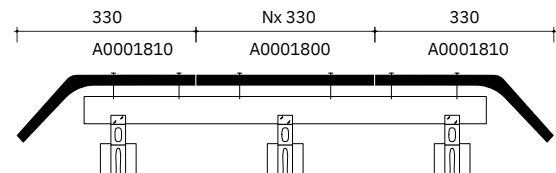
Length-third cover at height of prince with quick-fix extreme



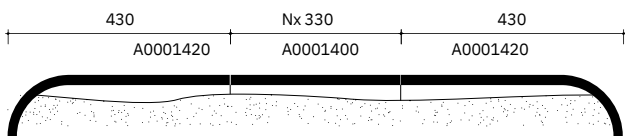
Length throughout roof tempted at height of prince



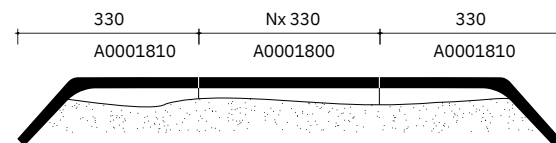
Cross-section roof at height of prince 1400 with quick-fix extreme



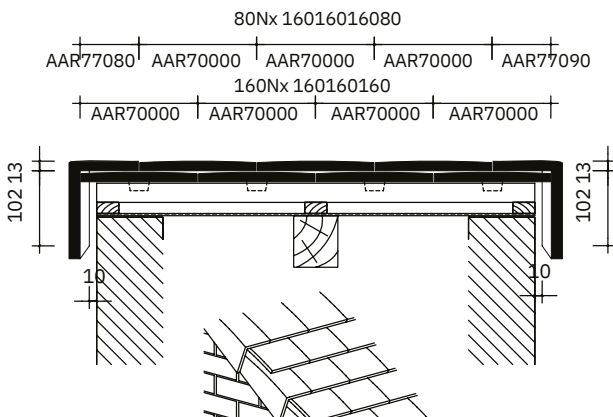
Cross-section roof at height 1800 from 1800 with quick-fix extreme



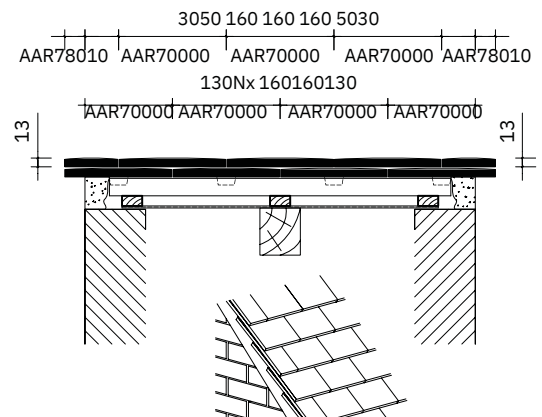
Cross-section roof at height of prince 1400 mortared



Cross-section roof at the height of 1800 mortared



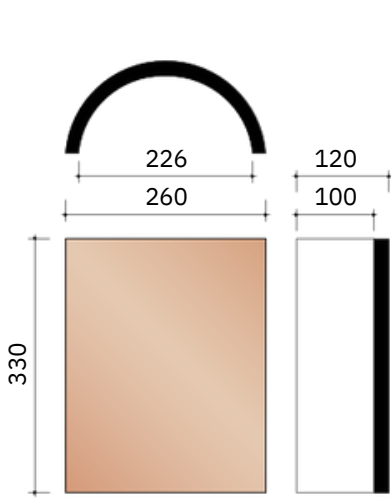
Cross-side roof at height panels



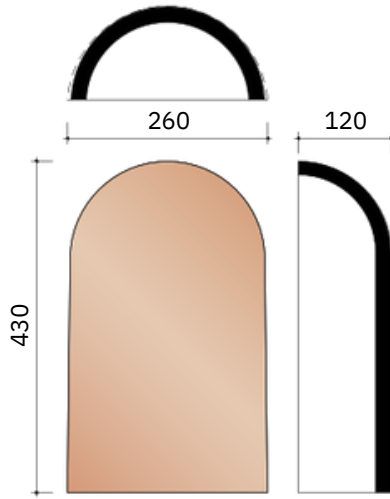
Cross-section roof at the height of facade with tiles

* The distance depends on the roof pitch and the section of counter battens and tile battens and must be determined on site.
 * Tip: the tiles must not be placed against each other (± 1 mm distance), to avoid damage to the tiles due to the setting of the supporting structure.

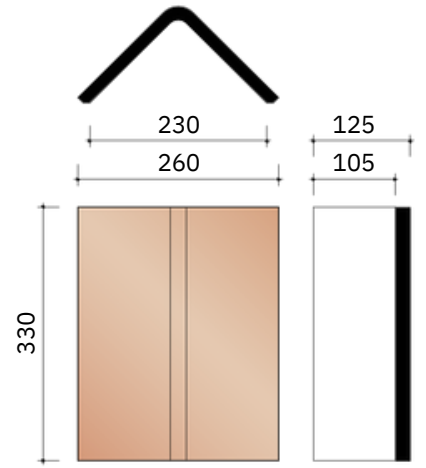
TECHNICAL INFORMATION - MONARCHS



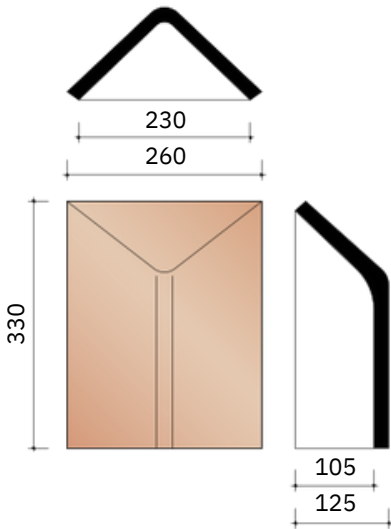
A0001400
3 pieces/ Lm Semicircular frost



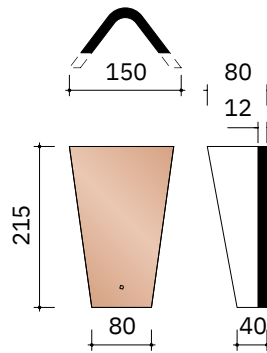
A0001420
Semicircular initial and final frost with head



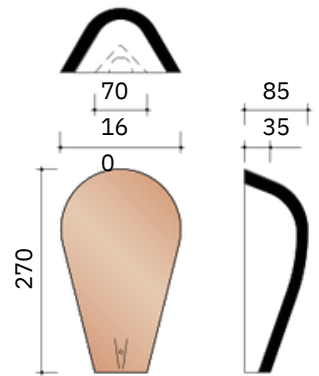
A0001800
3 pieces /Lm Angular Frost



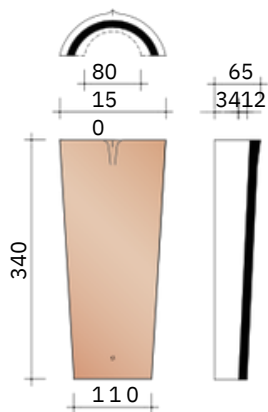
A0001810
Angular start and end frost with slanted head



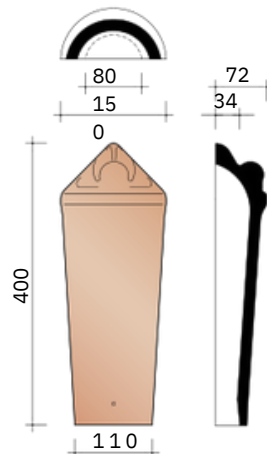
A0003700
10 pieces/lm Small angular north



A0003710
Small Angular Beginning North

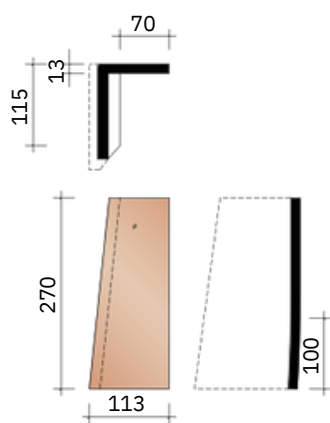


A0003800
3.5 pieces/Lm Semicircular North

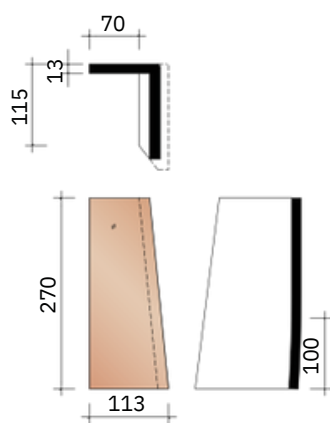


A0003810
Semicircular starting north

TECHNICAL INFORMATION - CLADDING TILES

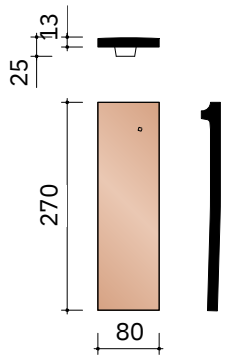


AAR77080
5 pieces/Lm Left facade
tile

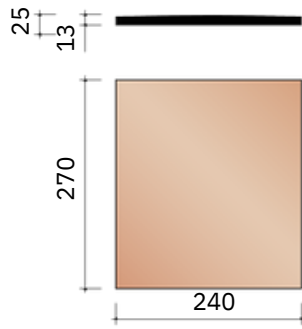


AAR77090
5 pieces/Lm Right facade
tile

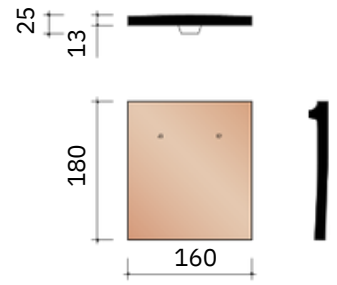
TECHNICAL INFORMATION - OTHER ACCESSORIES



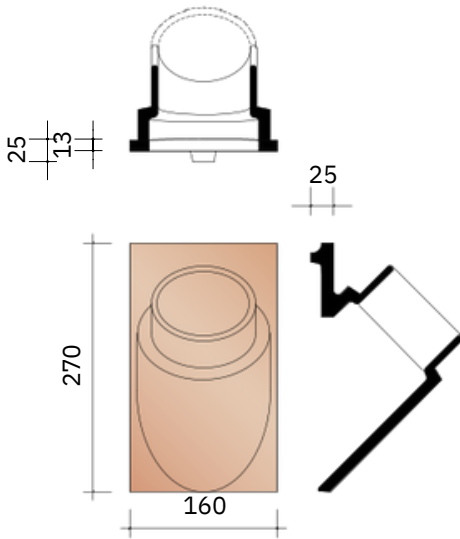
AAR78010
5 pieces/Lm Half pan



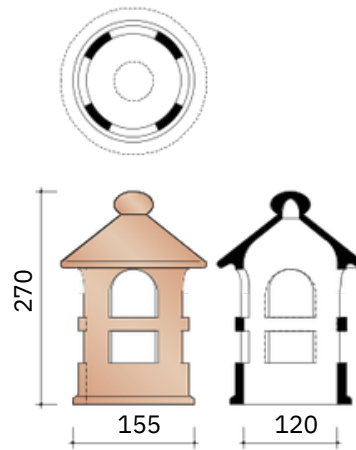
AAR78020
One and a half pan



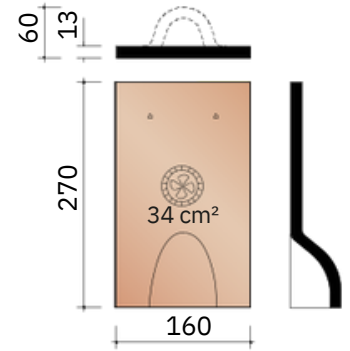
AAR78110
6.3 pieces/Lm Short pan



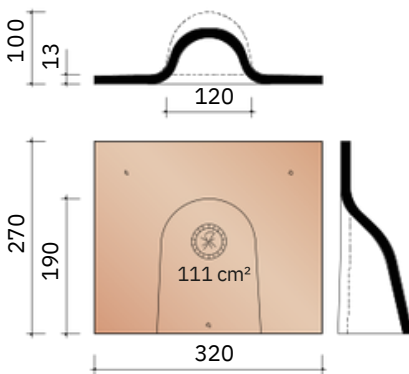
AAR78720
Kokerpan Ø 100 mm



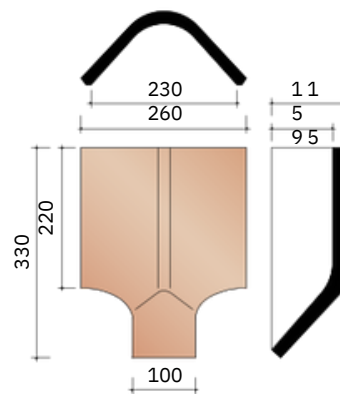
AAR78730
Cap for kokerpan Ø 100 mm



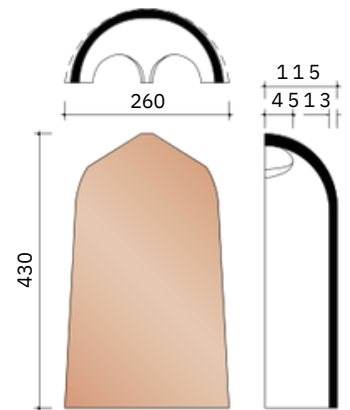
AAR78954
Ventilation pan - 34cm²



AAR78610
Ventilation pan without grille - 111 cm²



A0005800
Connector between 1 frost 1800 and 2 north 3700



A0005880
Connector between 1 frost 1400 and 2 north 3700/3800

LOHAS

CONTACT US

P 02 9566 2114
E info@lohasau.com

W lohasau.com
IG [@lohas_australia](https://www.instagram.com/lohas_australia)

LOHAS Australia is a proud distributor of the Wienerberger product range.

