

LOHAS


AUSTRALIA

ROOF TILE COLLECTION
MODERN
SLATE ROOF TILE
PRODUCT GUIDE

LOHASAU.COM



SLATE



Specification

- Tile weight: 4 kg
- Tiles/sqm (coverage): 12.5
- Batten measures: 38.5 cm
- Tiles/ pack: 6
- Dimension: 249 x 486 mm



Flexural strength



Impermeability



Frost resistance




Geometric characteristics




Inspired by the schist villages, LOHAS Plasma roof tile seeks to reflect an ancient roof covering concept, by reproducing the texture of slate in clay tiles. Developed exclusively for roof coverings, LOHAS Plasma keeps the quality and all functional properties of Plasma roof tiles. To ensure an irregular pattern, two different textures have been designed, pressed and packed together so the roof schist appearance looks natural.

SLATE

Colours



TX5 Anthracite




TX5 Slate

The high firing temperatures to which Slate is subjected guarantees an optimal level of water absorption, an exceptional mechanical resistance and the necessary physical and chemical characteristics to ensure the best behavior in presence of cold weather & strength.



Sound Insulation

The roof proves a sound barrier, improving comfort and reducing acoustic noise inside buildings



Thermal Insulation

Clay roof tile provides shading to the buildings. Associated with ventilation, the clay roof tile covering significantly reduces the heating effect of sun exposure.



Technical Support

Provided by experienced technical people. Technical support to the applicator clarifies any doubt during the construction period



Architects Support

Service support for the project, calculation of quantities, fittings identification and budgeting. Beyond the provision of general construction details for each type of roof tile, this service assists and assesses its integration into the project.



Tank water safe

Clay roof tile is a non-toxic product with a natural origin, allowing the use of rainwater for multiple purposes.



Minipacks

Assembled roof tiles in minipacks to enable better storage, pallet stability and facilitate transport and handling during application.

A photograph of a modern, multi-story white house with a slate roof. The house features large windows and a balcony. In the foreground, there is a close-up view of the slate roof, showing the texture and shadows of the tiles. A palm tree is visible on the right side of the frame. The background shows a lush green hillside with dense vegetation under a clear blue sky.

SLATE

recommended accessories


- Ridge
- Starter
- Apex
- Half tile
- Barge tile (right)
- Barge tile (Left)
- Ventilation Tile
- Ridge End Cap



■ Ridge tile



■ Hip starter



■ 3-way apex



■ Barge tile left



■ Barge tile right



■ Ventilation tile



■ Half tile



■ Ridge end cap

LOHAS

CONTACT US

P 02 9566 2114
E info@lohasau.com

W lohasau.com
IG [@lohas_australia](https://www.instagram.com/lohas_australia)

LOHAS Australia is a proud distributor of the CS product range.

